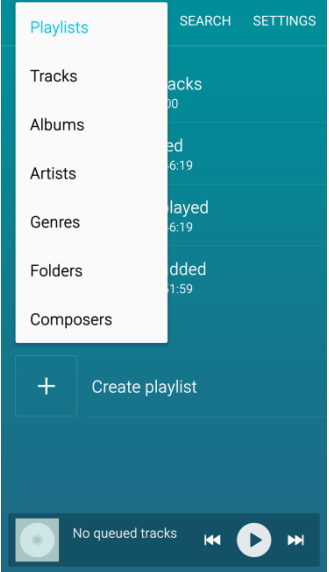


## EXHIBIT 6B

### CLAIM CHART DEMONSTRATING SAMSUNG’S PRACTICE OF U.S. PATENT NO. 6,928,433

The Samsung Galaxy S6 is imported and sold with the Android operating system and the Samsung “Music” application (version 6.0.1508051449) pre-installed. All of the accused Samsung devices that are imported and sold with the Android operating system and the Samsung “Music” application pre-installed infringe the claims of U.S. Patent No. 6,928,433 set forth below.

’433 Claims	Samsung Galaxy S6
<p>1. A method of selecting at least one track from a plurality of tracks stored in a computer-readable medium of a portable media player configured to present sequentially a first, second, and third display screen on the display of the media player, the plurality of tracks accessed according to a hierarchy, the hierarchy having a plurality of categories, subcategories, and items respectively in a first, second, and third level of the hierarchy, the method comprising:</p>	<p>[NOT ASSERTED – CHARTED FOR PURPOSES OF DEPENDENT CLAIMS]</p> <p>To the extent that the preamble is construed to be a limitation to the claim, the Samsung Galaxy S6 is operable to perform a method of selecting at least one track from a plurality of tracks stored in a computer-readable medium of a portable media player configured to present sequentially a first, second, and third display screen on the display of the media player, the plurality of tracks accessed according to a hierarchy, the hierarchy having a plurality of categories, subcategories, and items respectively in a first, second, and third level of the hierarchy.</p> <p>The Samsung Galaxy S6 is imported and sold with a “Music” application pre-installed, which is operable to access the plurality of tracks according to a hierarchy. The Samsung Galaxy S6 is configured to present sequentially a first display screen (showing categories such as “Albums,” “Artists,” and “Genres”); a second display screen (depending on the selected category, showing a listing of subcategories such as albums, artists, or genres represented in the music tracks stored on the Samsung Galaxy S6); and a third display screen (showing a listing of tracks corresponding to the selection made on the second display screen).</p> <p>The following three screenshots demonstrate a navigation through a first, second, and third display screens respectively.</p>

'433 Claims	Samsung Galaxy S6
	 <p data-bbox="772 833 1898 899">Fig. 1 – The first display screen displays categories, including “Albums,” “Artists,” and “Genres.”</p>

'433 Claims

Samsung Galaxy S6

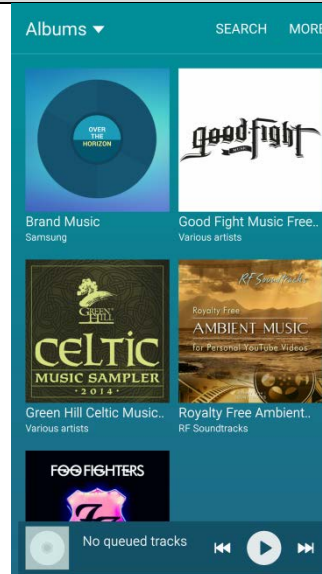
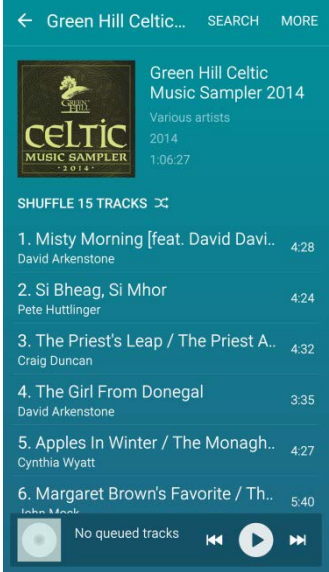
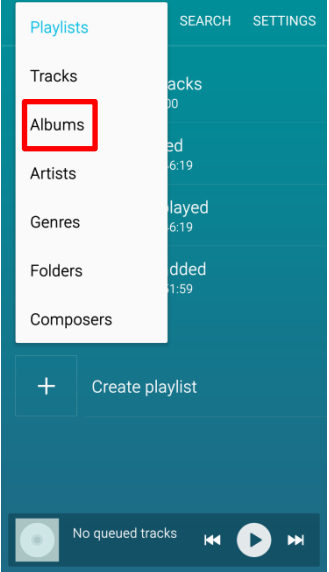
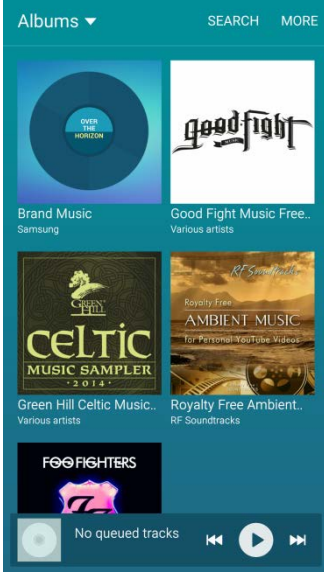
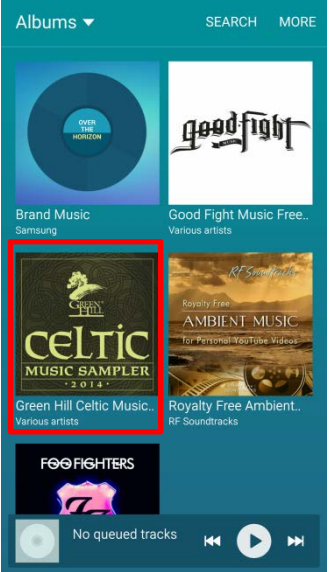


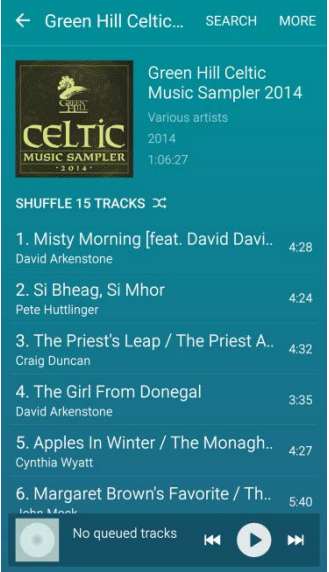
Fig. 2 – After selecting “Albums,” the second display screen displays albums stored on the device.

'433 Claims	Samsung Galaxy S6
	 <p data-bbox="772 833 1881 898">Fig. 3 – After selecting an album, the third display screen displays tracks stored on the device associated with the selected album.</p>
(a) selecting a category in the first display screen of the portable media player;	<p data-bbox="772 930 1871 1000">The Samsung Galaxy S6 is operable to perform the step of selecting a category in the first display screen of the portable media player.</p> <p data-bbox="772 1024 1898 1127">The pre-installed Music application on the Samsung Galaxy S6 allows a user to select a category in the first display screen. The category options include “Albums,” “Artists,” and “Genres.”</p>

'433 Claims	Samsung Galaxy S6
	 <p data-bbox="772 833 1535 865">Fig. 4 – In this example, the category “Albums” is selected.</p>
<p data-bbox="186 898 737 1003">(b) displaying the subcategories belonging to the selected category in a listing presented in the second display screen;</p>	<p data-bbox="779 898 1898 963">The Samsung Galaxy S6 is operable to perform the step of displaying the subcategories belonging to the selected category in a listing presented in the second display screen.</p> <p data-bbox="779 992 1871 1166">The pre-installed Music application on the Samsung Galaxy S6 displays the corresponding subcategories in a second display screen when a user selects one of the categories in the first display screen. For example, if the user selects the “Albums” category in the first display screen, the Music application displays a second display screen containing album names.</p>

'433 Claims	Samsung Galaxy S6
	 <p data-bbox="772 833 1892 898">Fig. 5 – After selecting “Albums,” the second display screen displays albums stored on the device.</p>
(c) selecting a subcategory in the second display screen;	<p data-bbox="772 930 1915 995">The Samsung Galaxy S6 is operable to perform the step of selecting a subcategory in the second display screen.</p> <p data-bbox="772 1027 1915 1166">The pre-installed Music application on the Samsung Galaxy S6 allows a user to select a subcategory in the second display screen. For example, if the user selects the “Albums” category in the first display screen, the user can select an album from the albums displayed on the second display screen.</p>

'433 Claims	Samsung Galaxy S6
	 <p>The screenshot shows the Samsung Music app interface. At the top, there are tabs for 'Albums', 'SEARCH', and 'MORE'. Below this, several album covers are displayed in a grid. The album 'Green Hill Celtic Music Sampler' is highlighted with a red rectangular box. Other visible albums include 'Brand Music Samsung', 'Good Fight Music Free..', 'Royalty Free AMBIENT MUSIC', and 'FOO FIGHTERS'. At the bottom of the screen, there is a playback control bar with the text 'No queued tracks' and standard play/pause, previous, and next track buttons.</p> <p>Fig. 6 – In this example, the album “Green Hill Celtic Music Sampler” is selected from the list of albums.</p>
<p>(d) displaying the items belonging to the selected subcategory in a listing presented in the third display screen; and</p>	<p>The Samsung Galaxy S6 is operable to perform the step of displaying the items belonging to the selected subcategory in a listing presented in the third display screen.</p> <p>The pre-installed Music application on the Samsung Galaxy S6 displays the corresponding items in a third display screen when a user selects one of the subcategories in the second display screen. For example, if a user selects the “Green Hill Celtic Music Sampler 2014” album in the second display screen, the Music application displays a third display screen containing the music tracks stored on the Samsung Galaxy S6 belonging to the selected album.</p>

'433 Claims	Samsung Galaxy S6
	 <p>Fig. 7 – After selecting an album, the third display screen displays tracks on the device associated with the selected album.</p>
<p>(e) accessing at least one track based on a selection made in one of the display screens.</p>	<p>The Samsung Galaxy S6 is operable to perform the step of accessing at least one track based on a selection made in one of the display screens.</p> <p>The pre-installed Music application on the Samsung Galaxy S6 will access a track, for example playing a track based on a selection made in one of the display screens. For example, when the user selects the track “Si Bheag, Si Mhor” on the third display screen, the “Si Bheag, Si Mhor” track begins playing.</p>



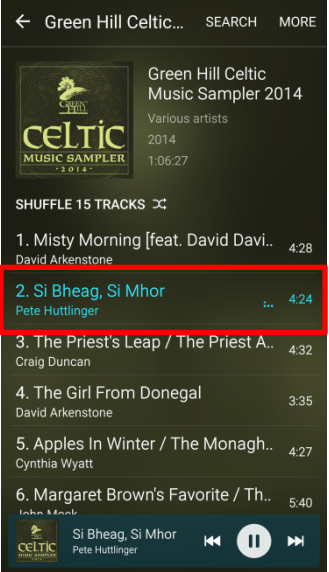
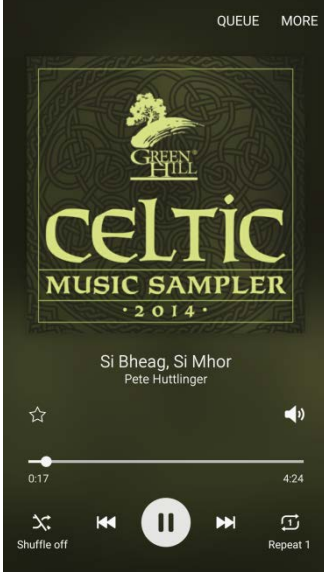
'433 Claims	Samsung Galaxy S6
	 <p>The screenshot shows a music player interface on a Samsung Galaxy S6. At the top, it displays 'Green Hill Celtic...' with 'SEARCH' and 'MORE' options. Below is the album cover for 'Green Hill Celtic Music Sampler 2014' by Various artists, released in 2014. A 'SHUFFLE 15 TRACKS' button is visible. The track list includes:     <ol style="list-style-type: none"> <li>1. Misty Morning [feat. David Davi.. 4:28 (David Arkenstone)</li> <li>2. Si Bheag, Si Mhor ... 4:24 (Pete Huttlinger) - This track is highlighted with a red box.</li> <li>3. The Priest's Leap / The Priest A.. 4:32 (Craig Duncan)</li> <li>4. The Girl From Donegal 3:35 (David Arkenstone)</li> <li>5. Apples In Winter / The Monagh.. 4:27 (Cynthia Wyatt)</li> <li>6. Margaret Brown's Favorite / Th.. 5:40 (John Mont...</li> </ol>     The playback bar at the bottom shows 'Si Bheag, Si Mhor' by Pete Huttlinger is currently playing, with standard playback controls (back, play/pause, forward).</p>

Fig. 8 – Selecting the “Si Bheag, Si Mhor” track results in playing the selected track.

'433 Claims	Samsung Galaxy S6
	 <p data-bbox="772 833 1663 865">Fig. 9 – Once selected, the track “Si Bheag, Si Mhor” begins playing.</p>
<p data-bbox="184 898 737 1109">2. The method of selecting a track as recited in claim 1 wherein the accessing at least one track comprises selecting a subcategory in the second display screen and playing a plurality of tracks associated with the selected category.</p>	<p data-bbox="779 898 1898 1000">The Samsung Galaxy S6 is operable to perform the step of accessing at least one track by selecting a subcategory in the second display screen and playing a plurality of tracks associated with the selected category.</p> <p data-bbox="779 1027 1913 1312">After selecting a subcategory from the second screen, the pre-installed Music application on the Samsung Galaxy S6 is operable to play a plurality of tracks associated with the selected category when a track is already playing. For example, with at least one track currently playing, the Samsung Galaxy S6 allows a user to tap and hold on an album to select that album. The Samsung Galaxy S6 allows a user to then tap the “ADD” button followed by the “Queue” button to add the tracks of that album to the active queue list of songs that is currently being played. The tracks on the active queue list of songs that is currently being played will play sequentially.</p> <p data-bbox="779 1339 1121 1372">See discussion for claim 1.</p>

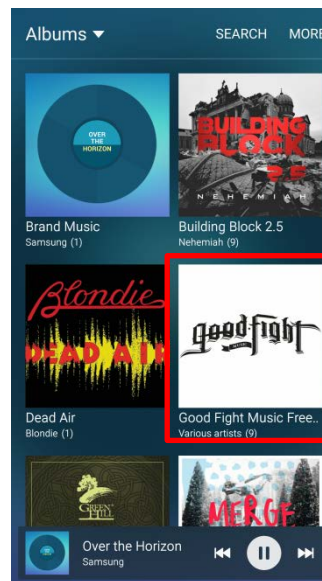


Fig. 10 – On the second display screen, holding down on an album presents the option of designating one or more albums.

'433 Claims

Samsung Galaxy S6

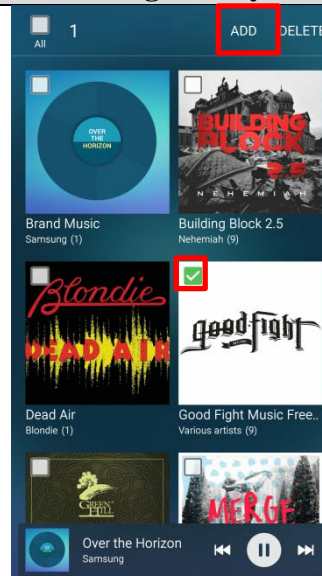
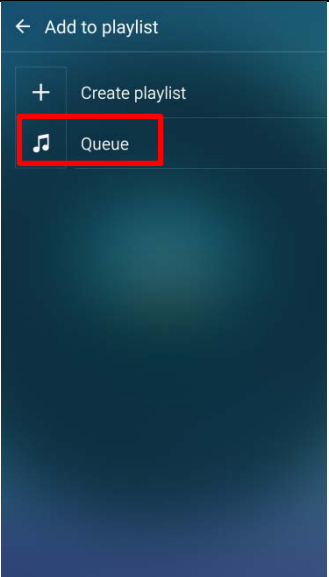
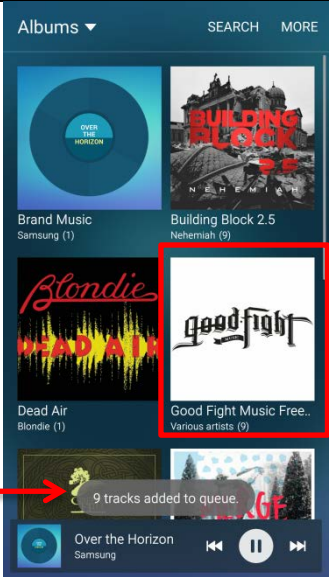


Fig. 11 – The album “Good Fight Music Free” is designated and the “ADD” button is pressed.

'433 Claims	Samsung Galaxy S6
	 <p data-bbox="772 829 1161 867">Fig. 12 – “Queue” is selected.</p>

'433 Claims	Samsung Galaxy S6
	 <p data-bbox="865 565 1115 776">Text bubble indicates tracks have been added to the queue.</p> <p data-bbox="772 831 1900 901">Fig. 13 – All tracks from the selected album are added to the queue. The same album is then tapped.</p>


'433 Claims	Samsung Galaxy S6
	 <p>The screenshot shows a music player interface on a Samsung Galaxy S6. At the top, it says 'Good Fight Musi...' with 'SEARCH' and 'MORE' options. Below that is the album cover for 'Good Fight Music Free Sampler' by 'Various artists', released in 2010, with a total duration of 32:49. A 'SHUFFLE 9 TRACKS' button is visible. The track list includes:</p> <ul style="list-style-type: none"> <li>1. When It Won't Save You (Conditions) - 3:47</li> <li>2. Primal Directive (The Contortionist) - 4:03</li> <li>3. Drive This Stake (Cancer Bats) - 2:43</li> <li>4. Backlit (This Or The Apocalypse) - 4:24</li> <li>5. Facing The Gorgon - 4:10</li> </ul> <p>At the bottom, a playback control bar shows the current track 'Over the Horizon' by 'Samsung' with play/pause, previous, and next buttons.</p>

Fig. 14 – The third display screen displays the tracks from the album.

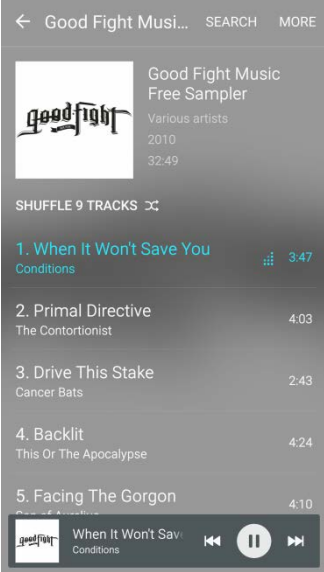
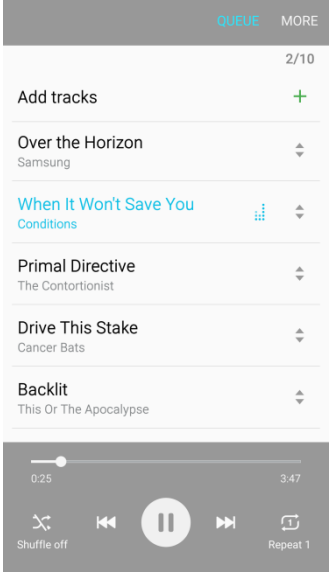
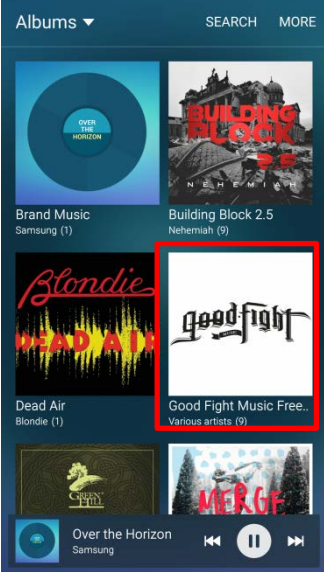
'433 Claims	Samsung Galaxy S6
	 <p>The screenshot shows a music player interface on a Samsung Galaxy S6. At the top, the album title "Good Fight Music Free Sampler" is displayed, along with "Various artists", "2010", and a total duration of "32:49". Below this, a "SHUFFLE 9 TRACKS" button is visible. A list of five tracks is shown, each with its title, artist, and duration:</p> <ul style="list-style-type: none"><li>1. When It Won't Save You (Conditions) 3:47</li><li>2. Primal Directive (The Contortionist) 4:03</li><li>3. Drive This Stake (Cancer Bats) 2:43</li><li>4. Backlit (This Or The Apocalypse) 4:24</li><li>5. Facing The Gorgon 4:10</li></ul> <p>At the bottom, a playback control bar is shown, indicating that the first track, "When It Won't Save You" by Conditions, is currently playing. The play/pause button is active.</p>

Fig. 15 – The tracks in the selected album begin to play.



'433 Claims	Samsung Galaxy S6
	 <p data-bbox="772 833 1881 902">Fig. 16 – When the first track from the selected album ends, the second track begins to play.</p>
<p data-bbox="186 932 739 1146">3. The method of selecting a track as recited in claim 1 wherein the accessing at least one track comprises selecting a subcategory and adding the tracks associated with the selected subcategory to a playlist.</p>	<p data-bbox="779 932 1881 1036">The Samsung Galaxy S6 is operable to perform the step of accessing at least one track by selecting a subcategory and adding the tracks associated with the selected subcategory to a playlist.</p> <p data-bbox="779 1062 1915 1276">After selecting a subcategory from the second screen, the pre-installed Music application on the Samsung Galaxy S6 is operable to add a plurality of tracks associated with the selected category to a playlist. For example, with at least one track currently playing, the Samsung Galaxy S6 allows a user to tap and hold on an album to select that album. The Samsung Galaxy S6 allows a user to then tap the “ADD” button followed by the “Queue” button to add the tracks of that album to the queue of currently playing music.</p> <p data-bbox="779 1302 1213 1334">See discussion for claims 1 and 2.</p>

'433 Claims	Samsung Galaxy S6
	 <p>The screenshot shows the Samsung Music app interface on a Galaxy S6. At the top, it says 'Albums' with a dropdown arrow, and 'SEARCH' and 'MORE' options. Below this is a grid of album covers. The covers include 'Brand Music' by Samsung (1), 'Building Block 2.5' by Nehemiah (9), 'Dead Air' by Blondie (1), 'Good Fight Music Free...' by Various artists (9), and 'Over the Horizon' by Samsung. The 'Good Fight Music Free...' album cover is highlighted with a red rectangular box. At the bottom, there is a music player interface showing 'Over the Horizon' by Samsung with playback controls (play/pause, previous, next).</p>
	<p>Fig. 17 – On the second display screen, holding down on an album presents the option of designating one or more albums.</p>

'433 Claims

Samsung Galaxy S6

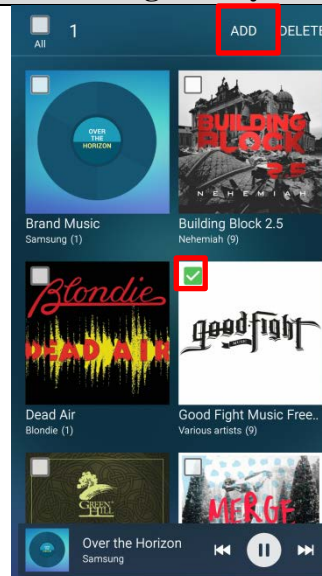
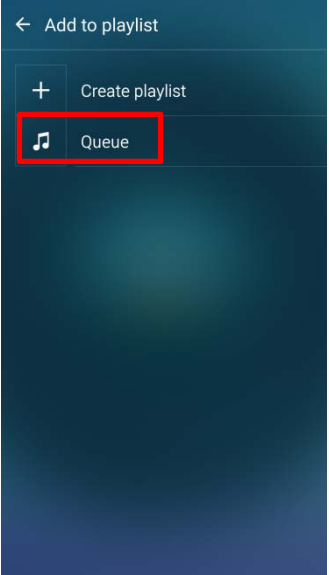
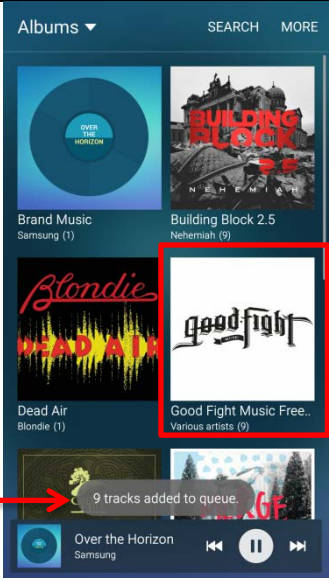


Fig. 18 – The album “Good Fight Music Free” is designated and the “ADD” button is pressed.

'433 Claims	Samsung Galaxy S6
	 <p data-bbox="772 833 1159 865">Fig. 19 – “Queue” is selected.</p>

'433 Claims	Samsung Galaxy S6
	 <p data-bbox="898 597 1144 812">Text bubble indicates tracks have been added to the queue.</p> <p data-bbox="772 831 1900 901">Fig. 20 – All tracks from the selected album are added to the queue. The same album is then tapped.</p>


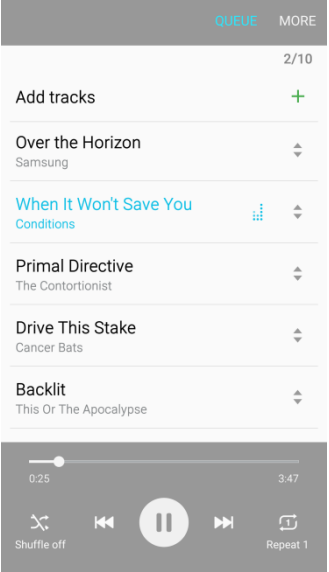
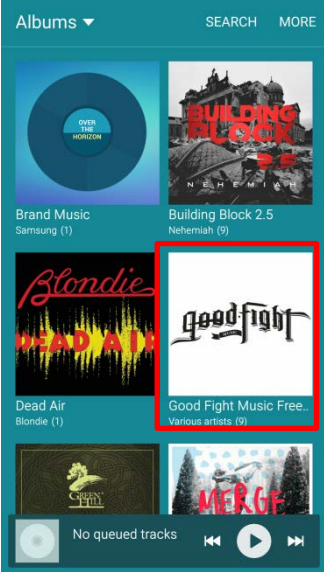
'433 Claims	Samsung Galaxy S6
	 <p>The screenshot shows a music player interface on a Samsung Galaxy S6. At the top, it says 'Good Fight Musi...' with 'SEARCH' and 'MORE' options. Below that is the album cover for 'Good Fight Music Free Sampler' by 'Various artists', released in 2010, with a total duration of 32:49. A 'SHUFFLE 9 TRACKS' button is visible. The track list includes:</p> <ul style="list-style-type: none"> <li>1. When It Won't Save You (Conditions) - 3:47</li> <li>2. Primal Directive (The Contortionist) - 4:03</li> <li>3. Drive This Stake (Cancer Bats) - 2:43</li> <li>4. Backlit (This Or The Apocalypse) - 4:24</li> <li>5. Facing The Gorgon - 4:10</li> </ul> <p>At the bottom, a track titled 'Over the Horizon' by 'Samsung' is shown with playback controls (play/pause, previous, next).</p>

Fig. 21 – The third display screen displays the tracks from the album.

'433 Claims	Samsung Galaxy S6
	 <p>The screenshot shows a music application interface on a Samsung Galaxy S6. At the top, there are tabs for 'QUEUE' and 'MORE'. Below this, a progress indicator shows '2/10'. A list of tracks is displayed, including 'Add tracks' with a green plus sign, 'Over the Horizon' by Samsung, 'When It Won't Save You' by Conditions, 'Primal Directive' by The Contortionist, 'Drive This Stake' by Cancer Bats, and 'Backlit' by This Or The Apocalypse. At the bottom, a playback control bar is visible, showing a progress slider from 0:25 to 3:47, and buttons for Shuffle (off), Play/Pause, and Repeat (1).</p> <p>Fig. 22 – The tracks from the selected album have been added to the active queue list of songs.</p> <p>As another example, the Samsung Galaxy S6 allows a user to tap and hold on an album to select that album. The Samsung Galaxy S6 allows a user to then tap the “ADD” button followed by the “Create playlist” button to add the tracks of that album to a new playlist. The Samsung Galaxy S6 will then display the tracks in the new playlist, which are all of the tracks of the selected album.</p> <p>See discussion for claims 1 and 2.</p>

'433 Claims	Samsung Galaxy S6
	 <p>The screenshot shows the 'Albums' section of a music application on a Samsung Galaxy S6. The interface features a teal header with 'Albums', 'SEARCH', and 'MORE' options. Below the header, there is a grid of album covers. The covers include 'Brand Music' by Samsung (1), 'Building Block 2.5' by Nehemiah (9), 'Dead Air' by Blondie (1), and 'Good Fight Music Free...' by Various artists (9). The 'Good Fight Music Free...' album cover is highlighted with a red rectangular box. At the bottom of the screen, there is a playback control bar showing 'No queued tracks' and standard play/pause, previous, and next track buttons.</p> <p>Fig. 23 – On the second display screen, holding down on an album presents the option of designating one or more albums.</p>



'433 Claims

Samsung Galaxy S6

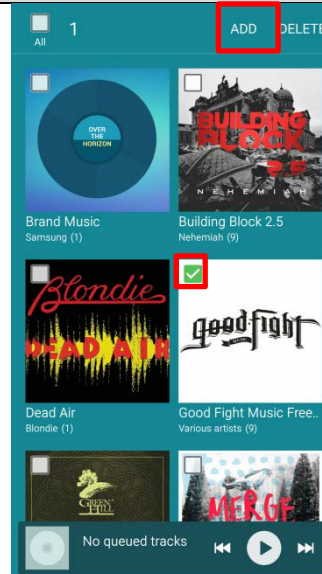


Fig. 24 – The album “Good Fight Music Free” is designated and the “ADD” button is pressed.


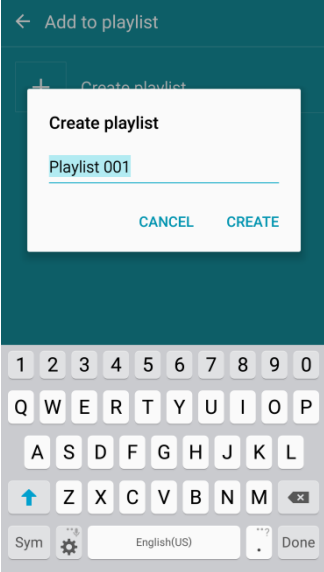
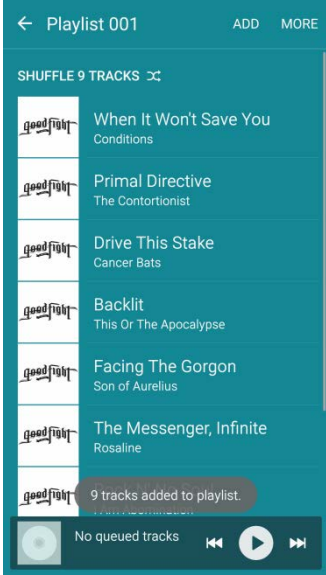
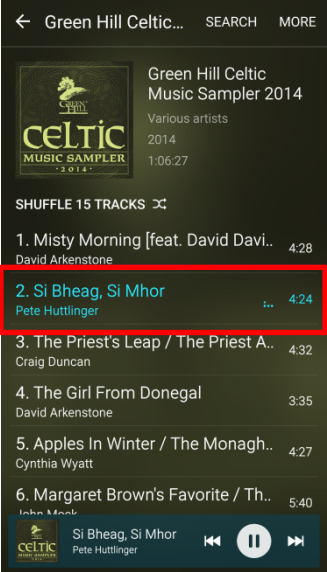
'433 Claims	Samsung Galaxy S6
	 <p>The screenshot shows a teal-colored menu with two options: "Add to playlist" (with a left arrow icon) and "Create playlist" (with a plus icon). The "Create playlist" option is highlighted with a red rectangular box.</p>

Fig. 25 – “Create playlist” is selected.

'433 Claims	Samsung Galaxy S6
	 <p data-bbox="772 833 1690 865">Fig. 26 – The device then allows the user to input a title for the playlist.</p>

'433 Claims	Samsung Galaxy S6
	 <p data-bbox="772 833 1860 899">Fig. 27 – A new playlist is created, and the next screen displays the tracks associated with the playlist, which are all of the tracks of the selected album.</p>
<p data-bbox="186 932 737 1144">5. The method of selecting a track as recited in claim 1 wherein the accessing at least one track comprises selecting an item in the third display screen and adding at least one track associated with the selected item to a playlist.</p>	<p data-bbox="772 932 1885 1036">The Samsung Galaxy S6 is operable to perform the step of accessing at least one track by selecting an item in the third display screen and adding at least one track associated with the selected item to a playlist.</p> <p data-bbox="772 1062 1915 1274">After selecting a subcategory from the second screen, the pre-installed Music application on the Samsung Galaxy S6 is operable to add a track associated with the selected subcategory to a playlist. For example, the Samsung Galaxy S6 allows a user to select an album from the second display screen, and then from the third display screen the Samsung Galaxy S6 allows a user to select a track from that album resulting in all of the tracks from the album being added to the queue.</p> <p data-bbox="772 1300 1121 1333">See discussion for claim 1.</p>

'433 Claims	Samsung Galaxy S6
	 <p data-bbox="772 833 1879 902">Fig. 28 – Selecting the “Si Bheag, Si Mhor” track on the third display screen results in adding all of the tracks from the album to the queue.</p>

'433 Claims

Samsung Galaxy S6


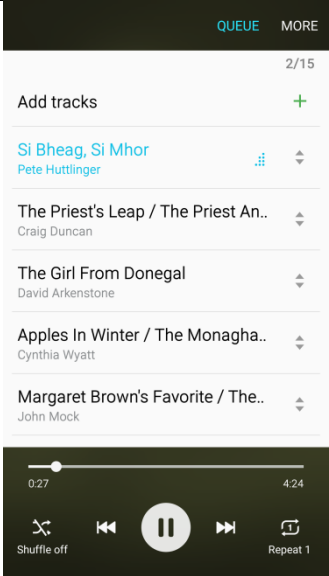
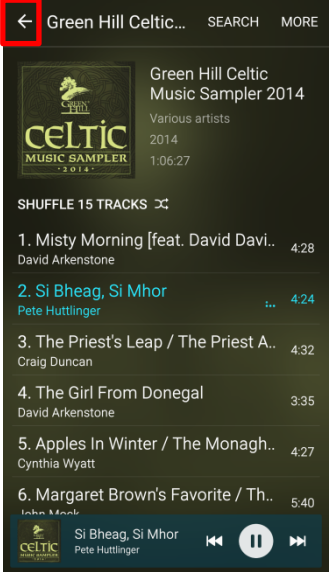
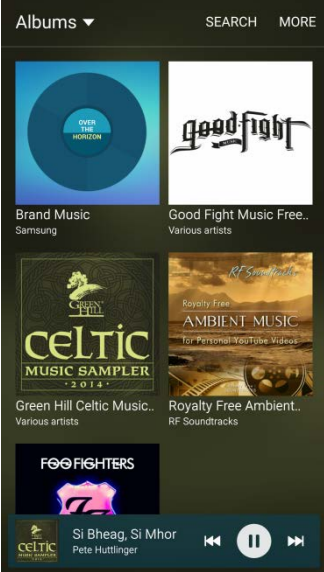


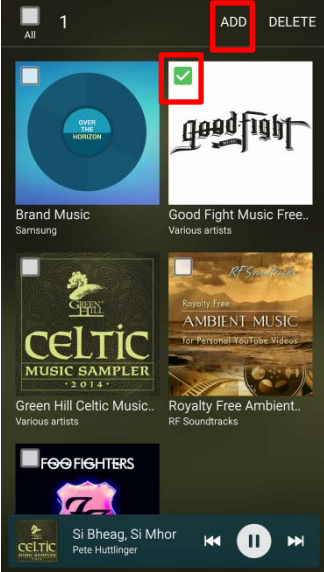
Fig. 29 – This can be seen by selecting “Queue” from the top right of the screen.

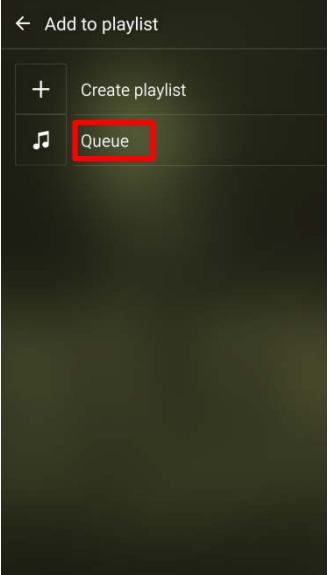
'433 Claims	Samsung Galaxy S6
	 <p data-bbox="772 833 1915 901">Fig. 30 – After the track “Si Bheag, Si Mhor” has been selected, all of the tracks from the album have been added to the queue.</p>
<p data-bbox="184 933 745 1218">7. The method of selecting a track as recited in claim 1 wherein the accessing at least one track is made after the presentation of the third display screen by reverting back to one of the second and first display screens, the second display screen presented sequentially after the third display screen.</p>	<p data-bbox="777 933 1900 1071">The Samsung Galaxy S6 is operable to perform the step of accessing at least one track after the presentation of the third display screen by reverting back to one of the second and first display screens, the second display screen presented sequentially after the third display screen.</p> <p data-bbox="777 1096 1123 1128">See discussion for claim 1.</p> <p data-bbox="777 1153 1915 1404">The Samsung Galaxy S6 allows a user to, instead of (or in addition to) selecting a track on the third display screen, select the back arrow at the top left of the third display screen. The Samsung Galaxy S6 then displays the second display screen again. From the second display screen, the Samsung Galaxy S6 allows a user to tap and hold down on one of the albums. The Samsung Galaxy S6 then allows a user to then select one or more albums. After making a selection of albums, the Samsung Galaxy S6 allows the user to click the add button at the top right to add the album to a playlist.</p>

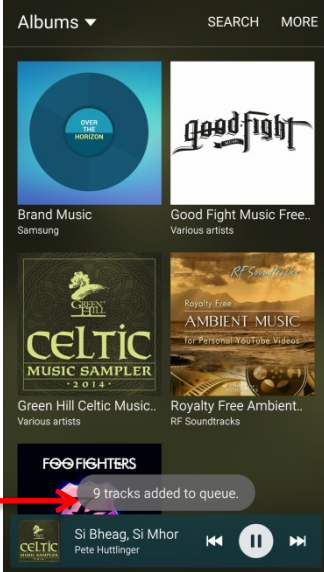
'433 Claims	Samsung Galaxy S6
	 <p>The screenshot shows a music player interface on a Samsung Galaxy S6. At the top, the title 'Green Hill Celtic Music Sampler 2014' is displayed. Below the title, there is a list of tracks: '1. Misty Morning [feat. David Davi.. 4:28', '2. Si Bheag, Si Mhor 4:24', '3. The Priest's Leap / The Priest A.. 4:32', '4. The Girl From Donegal 3:35', '5. Apples In Winter / The Monagh.. 4:27', and '6. Margaret Brown's Favorite / Th.. 5:40'. A red box highlights a back arrow icon in the top left corner of the screen.</p>
<p>Fig. 31 – On the third display screen, the arrow in the top left of the screen is selected.</p>	

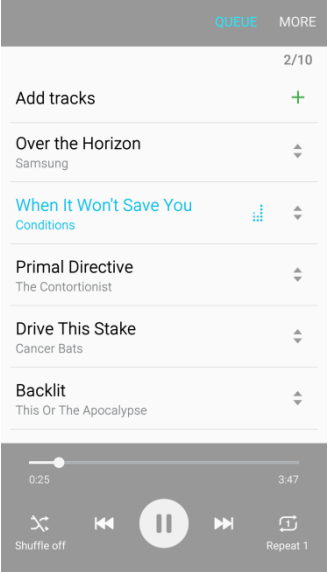


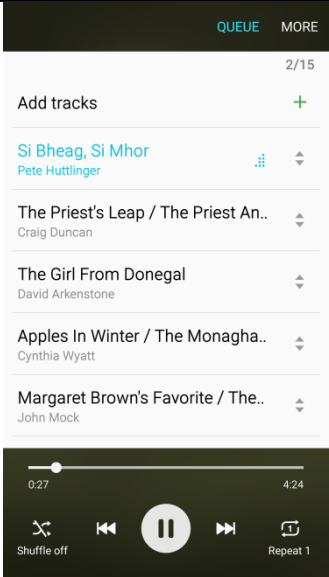
'433 Claims	Samsung Galaxy S6
	 <p data-bbox="772 833 1541 865">Fig. 32 – The second display screen is then displayed again.</p>

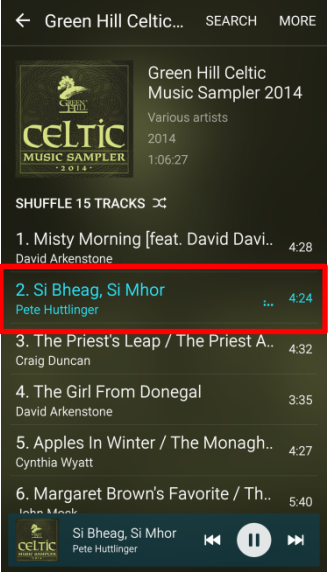
'433 Claims	Samsung Galaxy S6
	 <p>The screenshot shows the Samsung Music app interface. At the top, there are 'ADD' and 'DELETE' buttons. Below them, a grid of album covers is displayed. The album 'Good Fight Music Free..' by Various artists is selected, indicated by a green checkmark in a red box. Other albums visible include 'Brand Music' by Samsung, 'celtic MUSIC SAMPLER' by Various artists, 'Royalty Free AMBIENT MUSIC' by RF Soundtracks, and 'FOO FIGHTERS'. At the bottom, a music player shows the track 'Si Bheag, Si Mhor' by Pete Huttlinger.</p>
	<p>Fig. 33 – When the user taps and holds one of the albums, the Samsung Galaxy S6 presents the user with the option of designating one or more albums.</p>

'433 Claims	Samsung Galaxy S6
	 <p data-bbox="772 833 1881 938">Fig. 34 – The Samsung Galaxy S6 allows the user to then tap the “ADD” button in the top right to bring up an “Add to playlist menu,” which allows the user to add all of the songs to the queue.</p>

'433 Claims	Samsung Galaxy S6
	 <p data-bbox="919 586 1163 797">Text bubble indicates tracks have been added to the queue.</p> <p data-bbox="772 833 1913 899">Fig. 35 – All nine tracks of the selected album “Good Fight Music Free” are added to the queue.</p>
<p data-bbox="186 932 741 1073">17. The method of selecting a track as recited in claim 3 wherein the playlist is an active queue list of songs that is currently being played.</p>	<p data-bbox="772 932 1913 1036">The Samsung Galaxy S6 is operable to perform the method of selecting a track as recited in claim 3 wherein the playlist is an active queue list of songs that is currently being played.</p> <p data-bbox="772 1060 1121 1089">See discussion for claim 3.</p>

'433 Claims	Samsung Galaxy S6
	 <p>The screenshot shows a music player interface on a Samsung Galaxy S6. At the top, there are 'QUEUE' and 'MORE' options. Below that, it indicates '2/10' tracks in the queue. A list of tracks is shown: 'Add tracks' with a plus sign, 'Over the Horizon' by Samsung, 'When It Won't Save You' by Conditions, 'Primal Directive' by The Contortionist, 'Drive This Stake' by Cancer Bats, and 'Backlit' by This Or The Apocalypse. At the bottom, there is a playback control bar with a progress slider (0:25 / 3:47), a play/pause button, and 'Shuffle off' and 'Repeat 1' options.</p> <p>Fig. 36 – The tracks from the selected album have been added to the active queue list of songs that is currently being played.</p>
<p>18. The method of selecting a track as recited in claim 5 wherein the playlist is an active queue list of songs that is currently being played.</p>	<p>The Samsung Galaxy S6 is operable to perform the method of selecting a track as recited in claim 5 wherein the playlist is an active queue list of songs that is currently being played.</p> <p>See discussion for claim 5.</p>

'433 Claims	Samsung Galaxy S6
	 <p>The screenshot shows a music player interface on a Samsung Galaxy S6. At the top, there are buttons for 'QUEUE' and 'MORE'. Below that, a progress indicator shows '2/15'. The main area displays a list of tracks: 'Add tracks' with a plus sign, 'Si Bheag, Si Mhor' by Pete Huttlinger, 'The Priest's Leap / The Priest An..' by Craig Duncan, 'The Girl From Donegal' by David Arkenstone, 'Apples In Winter / The Monagha..' by Cynthia Wyatt, and 'Margaret Brown's Favorite / The..' by John Mock. At the bottom, there is a playback control bar with a progress slider (0:27 / 4:24), a 'Shuffle off' button, a play/pause button, and a 'Repeat 1' button.</p> <p>Fig. 37 – All of the tracks associated with the “Green Hill Celtic Music Sampler 2014” album have been added to the active queue list of songs that is currently being played. This can be seen by selecting “Queue” from the top right of the screen, which displays the playlist of currently playing songs.</p>
<p>19. The method of selecting a track as recited in claim 5 wherein the selected item in the third display screen is associated with a plurality of tracks, and wherein the accessing at least one track comprises adding the plurality of tracks associated with the selected item to a playlist.</p>	<p>The Samsung Galaxy S6 is operable to perform the method of selecting a track as recited in claim 5 wherein the selected item in the third display screen is associated with a plurality of tracks, and wherein the accessing at least one track comprises adding the plurality of tracks associated with the selected item to a playlist.</p> <p>See claim 5.</p>

'433 Claims	Samsung Galaxy S6
	 <p data-bbox="772 833 1885 938">Fig. 38 – Selecting the “Si Bheag, Si Mhor” track on the third display screen results in adding all of the tracks associated with the same album from the third display screen to the queue.</p>

'433 Claims

Samsung Galaxy S6


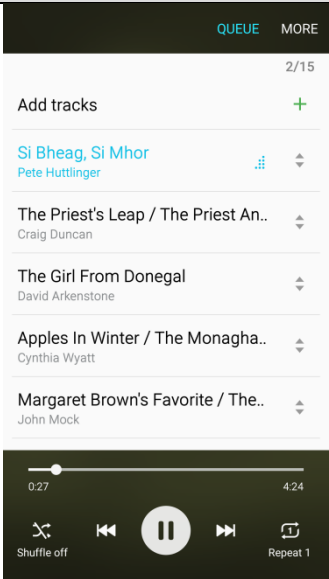
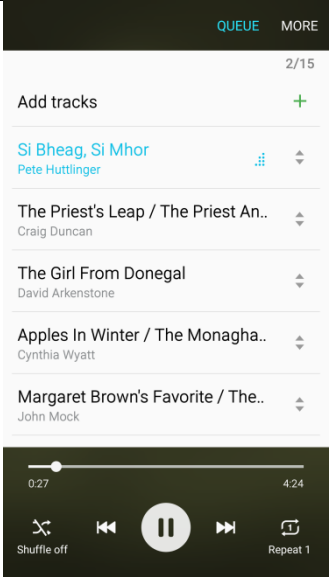


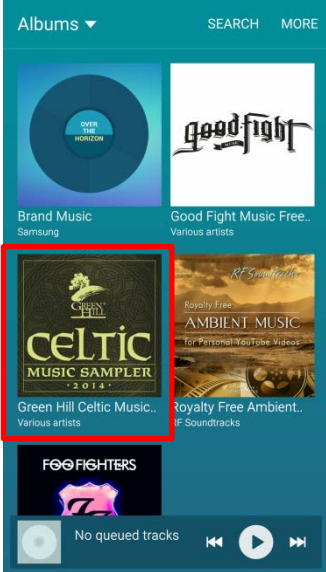
Fig. 39 – This can be seen by selecting “Queue” from the top right of the screen, which displays the playlist of currently playing songs.



'433 Claims	Samsung Galaxy S6
	 <p data-bbox="772 833 1879 901">Fig. 40 – The queue screen shows that all of the tracks associated with the “Green Hill Celtic Music Sampler 2014” album have been added to the queue.</p>
<p data-bbox="184 932 716 1073">20. The method of selecting a track as recited in claim 19 wherein the playlist is an active queue list of songs that is currently being played.</p>	<p data-bbox="772 932 1915 1037">The Samsung Galaxy S6 is operable to perform the method of selecting a track as recited in claim 19 wherein the playlist is an active queue list of songs that is currently being played.</p> <p data-bbox="772 1060 1136 1089">See discussion for claim 19.</p>

'433 Claims	Samsung Galaxy S6
	 <p>The screenshot shows the Samsung Music app interface on a Samsung Galaxy S6. At the top, there are buttons for 'QUEUE' and 'MORE'. Below this, a progress indicator shows '2/15' tracks. A list of tracks is displayed, including 'Si Bheag, Si Mhor' by Pete Huttlinger, 'The Priest's Leap / The Priest An..' by Craig Duncan, 'The Girl From Donegal' by David Arkenstone, 'Apples In Winter / The Monagha..' by Cynthia Wyatt, and 'Margaret Brown's Favorite / The..' by John Mock. At the bottom, a playback control bar shows a progress slider at 0:27 of 4:24, with buttons for Shuffle off, Play/Pause, and Repeat 1.</p> <p>Fig. 41 – All of the tracks associated with the “Green Hill Celtic Music Sampler 2014” album have been added to the active queue list of songs that is currently being played. This can be seen by selecting “Queue” from the top right of the screen, which displays the playlist of currently playing songs.</p>
<p>21. The method of selecting a track as recited in claim 5 where in the selected item in the third display screen is a selected album name, and wherein the accessing at least one track comprises adding the plurality of tracks associated with the selected album name to a playlist.</p>	<p>Not currently asserted against Samsung “Music” app.</p>
<p>22. The method of selecting a track as recited in claim 21 wherein the playlist is an active queue list of songs that is</p>	<p>Not currently asserted against Samsung “Music” app.</p>

'433 Claims	Samsung Galaxy S6
currently being played.	
23. The method of selecting a track as recited in claim 1 wherein:	<p>The Samsung Galaxy S6 is operable to perform the method of selecting a track as recited in claim 1.</p> <p>See discussion for claim 1.</p>
(a) the category album is selected in the first display screen from available categories that include at least artist and album;	<p>The Samsung Galaxy S6 is operable to perform the method of claim 1 wherein the category album is selected in the first display screen from available categories that include at least artist and album.</p> <p>See discussion for claim 1.</p> <div data-bbox="1188 643 1514 1214" data-label="Image"> </div> <p>Fig. 42 – The first display screen displays categories, including “Albums,” “Artists,” and “Genres.” “Albums” is selected.</p>
(b) the subcategories listed in the second display screen comprise a listing of album	<p>The Samsung Galaxy S6 is operable to perform the method of claim 1 wherein the subcategories listed in the second display screen comprise a listing of album names and</p>

'433 Claims	Samsung Galaxy S6
<p>names and one of the album names is selected; and</p>	<p>one of the album names is selected.</p> <p>See discussion for claim 1.</p>  <p>Fig. 43 – After selecting “Albums,” the second display screen displays albums stored on the device. The album “Green Hill Celtic Music Sampler 2014” is selected.</p>
<p>(c) the accessing at least one track comprises adding a plurality of tracks associated with the selected album name to a playlist.</p>	<p>The Samsung Galaxy S6 is operable to perform the method of claim 1 wherein the accessing at least one track comprises adding a plurality of tracks associated with the selected album name to a playlist.</p> <p>See discussion for claims 1 and 3.</p>

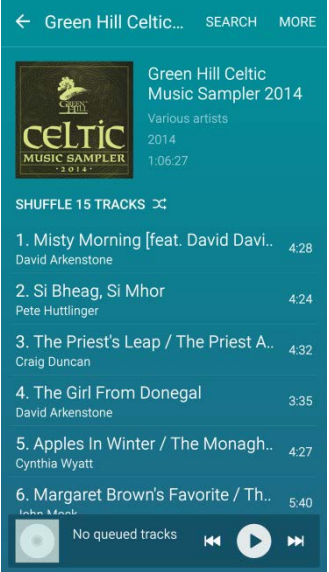
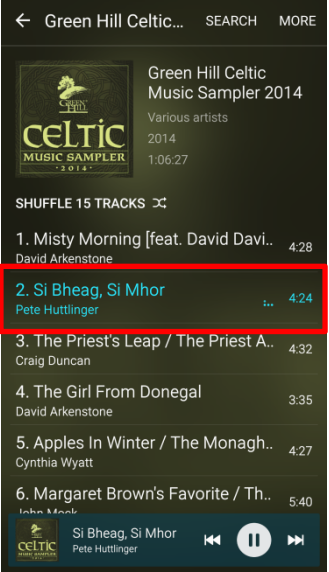
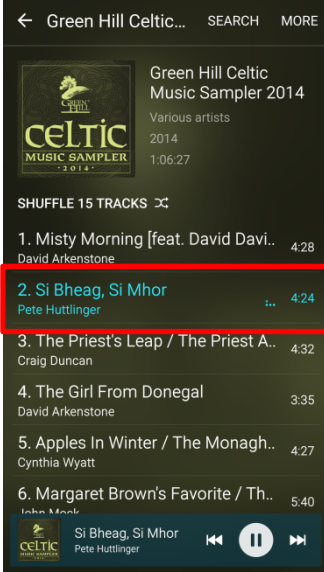
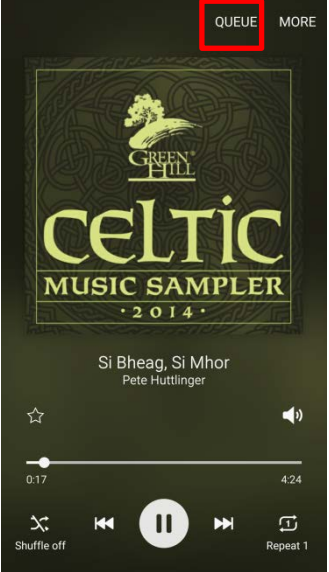
'433 Claims	Samsung Galaxy S6
	 <p>The screenshot shows a music player interface on a Samsung Galaxy S6. At the top, there is a navigation bar with a back arrow, the album name 'Green Hill Celtic...', and options for 'SEARCH' and 'MORE'. Below this is the album cover for 'Green Hill Celtic Music Sampler 2014' by 'Various artists', released in '2014' with a duration of '1:06:27'. A 'SHUFFLE 15 TRACKS' button is visible. The track list includes:</p> <ul style="list-style-type: none"> <li>1. Misty Morning [feat. David Davi.. 4:28 David Arkenstone</li> <li>2. Si Bheag, Si Mhor 4:24 Pete Huttlinger</li> <li>3. The Priest's Leap / The Priest A.. 4:32 Craig Duncan</li> <li>4. The Girl From Donegal 3:35 David Arkenstone</li> <li>5. Apples In Winter / The Monagh.. 4:27 Cynthia Wyatt</li> <li>6. Margaret Brown's Favorite / Th.. 5:40 John McNeil</li> </ul> <p>At the bottom, there is a playback control area with a play button, 'No queued tracks', and skip/previous buttons.</p>

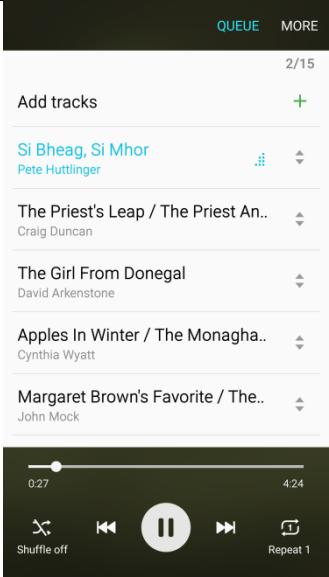
Fig. 44 – After selecting an album, the third display screen displays tracks on the device associated with the selected album.

'433 Claims	Samsung Galaxy S6
	 <p data-bbox="772 833 1915 938">Fig. 45 – Selecting the “Si Bheag, Si Mhor” track on the third display screen results in playing the selected track, and all of the tracks from the third display screen are added to the queue.</p>
<p data-bbox="184 971 720 1109">24. The method of selecting a track as recited in claim 23 wherein the playlist is an active queue list of songs that is currently being played.</p>	<p data-bbox="772 971 1915 1076">The Samsung Galaxy S6 is operable to perform the method of selecting a track as recited in claim 23 wherein the playlist is an active queue list of songs that is currently being played.</p> <p data-bbox="772 1101 1140 1133">See discussion for claim 23.</p>

'433 Claims	Samsung Galaxy S6
	 <p data-bbox="772 833 1906 938">Fig. 46 – Selecting the “Si Bheag, Si Mhor” track on the third display screen results in playing the selected track, and all of the tracks from the third display screen are added to the queue.</p>

'433 Claims	Samsung Galaxy S6
	 <p data-bbox="772 833 1873 865">Fig. 47 – Once selected, the track “Si Bheag, Si Mhor” begins to play from the queue.</p>



'433 Claims	Samsung Galaxy S6
	 <p data-bbox="772 833 1915 1011">Fig. 48 – All of the tracks associated with the “Green Hill Celtic Music Sampler 2014” album have been added to the queue, with the “Si Bheag, Si Mhor” track playing. When “Si Bheag, Si Mhor” finishes, the next track in the queue will play. This can be seen by selecting “Queue” from the top right of the screen, which displays the active queue list of songs that is currently being played.</p>
25. The method of selecting a track as recited in claim 1 wherein:	Not currently asserted against Samsung “Music” app.
(a) the category genre is selected in the first display screen from available categories that include at least artist, album, and genre;	
(b) the subcategories listed in the second display screen comprise a listing of a	

'433 Claims	Samsung Galaxy S6
plurality of genre types, and one of one genre types is selected;	
(c) the items displayed in the third display screen comprise a listing of a plurality of album names associated with the selected genre type, and one of the album names is selected; and	
(d) the accessing at least one track comprises adding a plurality of tracks associated with the selected album name to a playlist.	
26. The method of selecting a track as recited in claim 25 wherein the playlist is an active queue list of songs that is currently being played.	Not currently asserted against Samsung "Music" app.
27. The method of selecting a track as recited in claim 1 wherein:	Not currently asserted against Samsung "Music" app.
(a) the category artist is selected in the first display screen from available categories that include at least artist, album, and genre;	
(b) the subcategories listed in the second display screen comprise a listing of artist names, and one of the listed artist names is selected;	
(c) the items displayed in the third display screen comprise a listing of album names	

<b>'433 Claims</b>	<b>Samsung Galaxy S6</b>
associated with the selected artist name, and one of the listed album names is selected; and	
(d) the accessing at least one track comprises adding a plurality of tracks associated with the selected album name to a playlist.	
28. The method of selecting a track as recited in claim 27 wherein the playlist is an active queue list of songs that is currently being played.	Not currently asserted against Samsung "Music" app.